

**WEST SOUND UTILITY DISTRICT
RESOLUTION 822-19**

**A RESOLUTION OF THE
WEST SOUND UTILITY DISTRICT BOARD OF COMMISSIONERS
ADOPTING THE 2019 DEVELOPER EXTENSION MANUAL**

WHEREAS, West Sound Utility District has established written procedures and standards for the extension of the water and sewer systems that provide predictability in administration and uniform construction quality throughout the systems; and

WHEREAS, the District's most current version of such development procedures are contained within the 2018 Developer Extension Manual which was adopted by Resolution 704-18; **NOW, THEREFORE**,

THE BOARD OF COMMISSIONERS OF WEST SOUND UTILITY DISTRICT HEREBY RESOLVES:


Section 1. The District's Board of Commissioners hereby adopts the 2019 Developer Extension Manual (Exhibit "A").


Section 2. The District's Board of Commissioners hereby repeals Resolution 704-18.


Section 3. The 2019 Developer Extension Manual supersedes previous Developer Extension Manuals.

APPROVED and ADOPTED by the Board of Commissioners of West Sound Utility District at a Board meeting scheduled on April 15, 2019.

WEST SOUND UTILITY DISTRICT
Kitsap County, Washington


James J. Hart
Chairperson


Jerry Lundberg
Vice Chairperson


Susan Way
Secretary

SUMMARY OF CHANGES TO DEVELOPER EXTENSION MANUAL

APRIL 2019

- **COVER PAGE** CHANGED REVISION DATE AND REPLACES DATE, STRIKE RESOLUTION NUMBER
- **2.3 BINDING COMMITMENTS FOR WATER AVAILABILITY** ADD THE NEED FOR APPROVED PLANS
- **5.6 EXTENSION LENGTHS** UPDATE INSTALLED LOCATION OF WATER MAIN
- **6 DESIGN** ADD CITY FIRE MARSHAL
- **8.1 GENERAL** ADD CITY
- **9.1 PLANS** UPDATE NUMBER OF COPIES TO SUBMIT, PLANS ON SITE
- **9.4.1 PUBLIC RIGHT OF WAY** ADD CITY, SENTENCE STRUCTURE AND CHANGED LOCATION TO APPROVED LOCATION
- **10.9 SERVICE CONNECTONS** UPDATE REQUIREMENT TO HAVE SERVICE LINES SLEEVED UNDER SIDEWALKS
- **10.9.4 METER SETTER** CHANGED WORDING, ADDED MUTI PURPOSE NUTS TO BE INCLUDED DURING INSTALLATION
- **12 GENERAL DESIGN STANDARDS SEWER** ADD CITY
- **13.1 GENERAL** CHANGE COPIES OF PLANS REQUIRED
- **13.4.1 PUBLIC RIGHT OF WAYS** ADD CITY, INCLUDE INFILTRATION PITS
- **15.7 SIDE SEWER CONNECTIONS** CLARIFY WHERE A DOUBLE CONNECTION CAN BE MADE
- **16.8 STARTUP AND FIELD TESTING** ADDED CORRECT EQUIPMENT AND 48 HOUR NOTICE
- **23.9 AS-CONSTRUCTED DRAWINGS** STRUCK OUT THE NEED FOR BOND PAPER PLANS
- **24.1 GENERAL** REQUIRE ELECTRICAL CABINET TO BE STAINLESS STEEL
- **24.2 ENCLOSURE** STRUCK OUT CABINET TO BE POWDER COATED

- **44.9 GRINDER PUMPS** ADDED CORRECT EQUIPMENT AND 48 HOUR NOTICE
- **STANDARD BLOW OFF DETAIL** UPDATED DRAWING
- **INLINE BLOW OFF DETAIL** REMOVED FROM STANDARDS
- **1 ½" OR 2" WATER SERVICE DETAIL** ADDED GATE VALVE TO CORP STOP
- **RESIDENTIAL WATER SERVICE CONNECTION DETAIL** ADDED THAT PIPE AND METER WILL BE UPSIZED IF FIRE SPRINKLERS ARE REQUIRED
- **AIR/VAC ASSEMBLY DETAIL** CHANGED MATERIAL REQUIREMENTS
- **2" AND SMALLER RBBA DETAIL** ADDED THIS DETAIL TO OUR STANDARDS
- **OUTSIDE DROP MANHOLE CONNECTION** DELETED THIS DETAIL FROM STANDARDS
- **E-1 GRINDER PUMP DETAIL** CHANGED TRACE WIRE REQUIREMENT TO 12 GAUGE
- **TYPICAL GRINDER PUMP STUB AND BOX DETAIL** CHANGED BALL VALVE FROM BRASS TO SCHEDULE 80, ADDED A BALL VALVE ON BOTH SIDES OF CHECK VALVE AND CHANGED TRACE WIRE TO 12 GAUGE
- **FORCE MAIN CLEANOUT DETAIL** CHANGED PLUG VALVE TO GATE VALVE